

THE DOMAIN NAME INDUSTRY BRIEF

QUARTERLY REPORT

Q2 2025



Sponsored by



VERISIGN



Executive Summary

The second quarter of 2025 closed with 371.7 million domain name registrations across all top-level domains (TLDs), an increase of 3.3 million domain name registrations, or 0.9% compared to the first quarter of 2025. Domain name registrations increased by 9.3 million, or 2.6%, year over year.

The .com and .net TLDs had a combined total of 170.5 million domain name registrations in the domain name base at the end of the second quarter of 2025, an increase of 0.7 million domain name registrations, or 0.4% compared to the first quarter of 2025. The .com and .net TLDs had a combined decrease of 0.1 million domain name registrations, or 0.1%, year over year. As of June 30, 2025, the .com domain name base totaled 157.9 million domain name registrations and the .net domain name base totaled 12.6 million domain name registrations.

New .com and .net domain name registrations totaled 10.4 million at the end of the second quarter of 2025, compared to 9.2 million domain name registrations at the end of the second quarter of 2024. The preliminary combined renewal percentage for the .com and .net TLDs is 75.5% for the second quarter of 2025.

Total country-code TLD (ccTLD) domain name registrations were 143.4 million at the end of the second quarter of 2025, an increase of 0.5 million domain name registrations, or 0.4% compared to the first quarter of 2025. ccTLDs increased by 3.5 million domain name registrations, or 2.5%, year over year. Available data is insufficient to estimate a combined quarterly renewal percentage across ccTLDs.

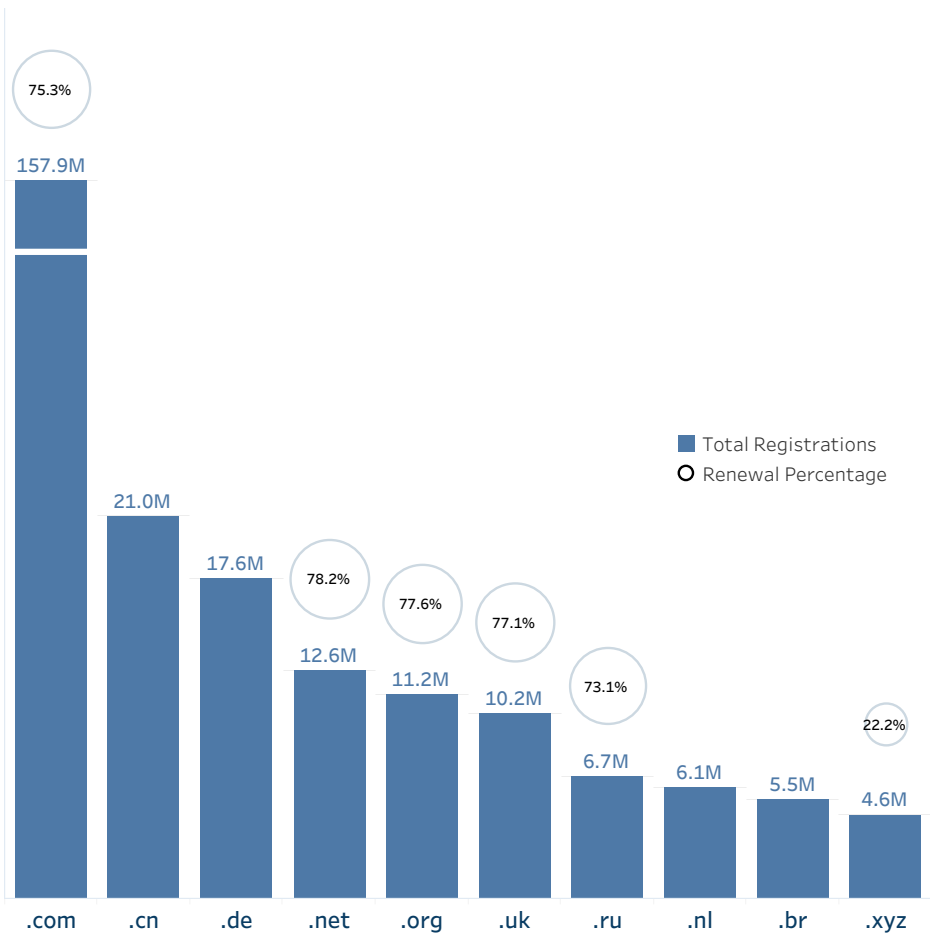
Total new generic TLD (ngTLD) domain name registrations were 39.5 million at the end of the second quarter of 2025, an increase of 1.7 million domain name registrations, or 4.6% compared to the first quarter of 2025. ngTLDs increased by 4.9 million domain name registrations, or 14.2%, year over year. The most recent combined renewal percentage estimate for ngTLDs was 32.5%.

Total other legacy generic TLD (gTLD) domain name registrations, not including .com and .net, were 18.3 million at the end of the second quarter of 2025, an increase of 0.3 million domain name registrations, or 1.9%, compared to the first quarter of 2025. Other legacy gTLDs increased by 1.1 million domain name registrations, or 6.2%, year over year. The most recent combined renewal percentage estimate for legacy gTLDs was 72.0%.



Top 10 Largest TLDs by Number of Reported Domain Names

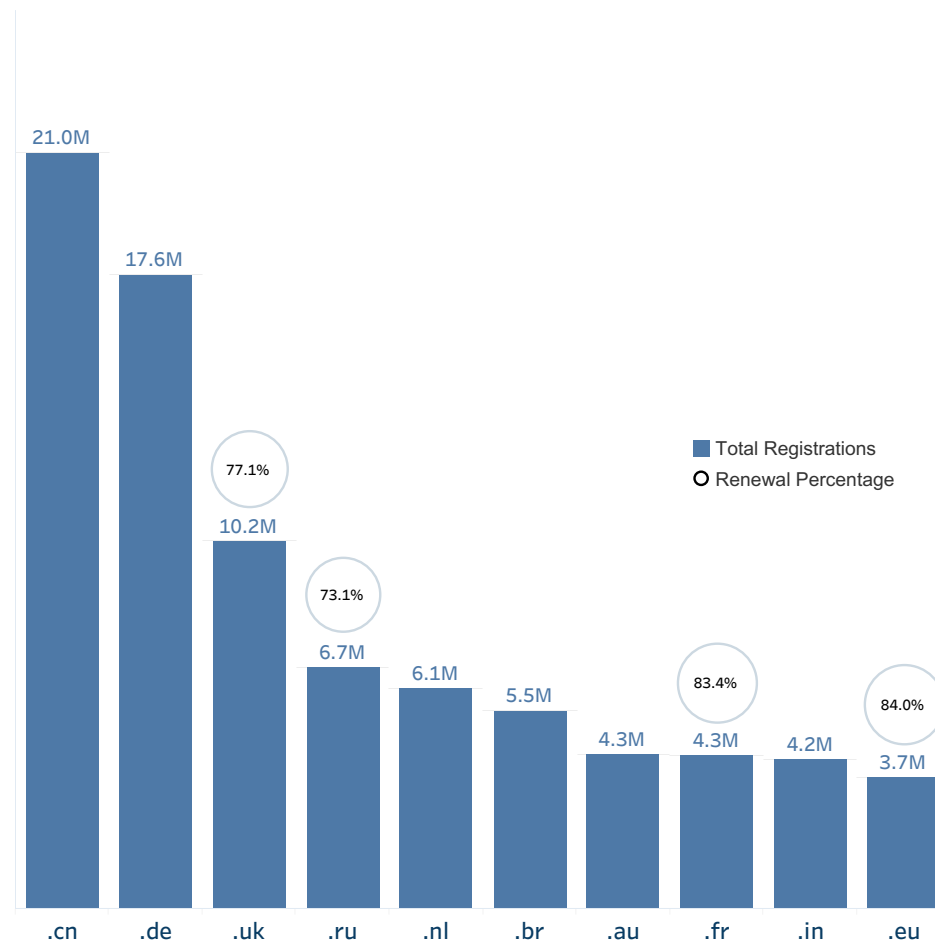
As of June 30, 2025, the 10 largest TLDs by number of reported domain names were .com, .cn, .de, .net, .org, .uk, .ru, .nl, .br and .xyz. For the top 10 TLDs with available data, recent quarterly renewal percentage estimates ranged from 78.2% for .net to 22.2% for .xyz.



For each TLD, bar height indicates total registrations and circle diameter indicates quarterly renewal percentage estimate, when available. Source: ZookNIC, Q2 2025; Verisign, Q2 2025; Centralized Zone Data Service, Q2 2025. For further information on The Domain Name Industry Brief methodology, please see <https://dnib.com/methodology>.

Top 10 Largest ccTLDs by Number of Reported Domain Names

The top 10 ccTLDs, as of June 30, 2025, were .cn, .de, .uk, .ru, .nl, .br, .au, .fr, .in and .eu. As of June 30, 2025, there were 316 global ccTLD extensions delegated in the root zone, including internationalized domain names (IDNs), with the top 10 ccTLDs comprising 58.1% of all ccTLD domain name registrations. For the top 10 ccTLDs with available data, recent quarterly renewal percentage estimates ranged from 84.0% for .eu to 73.1% for .ru.

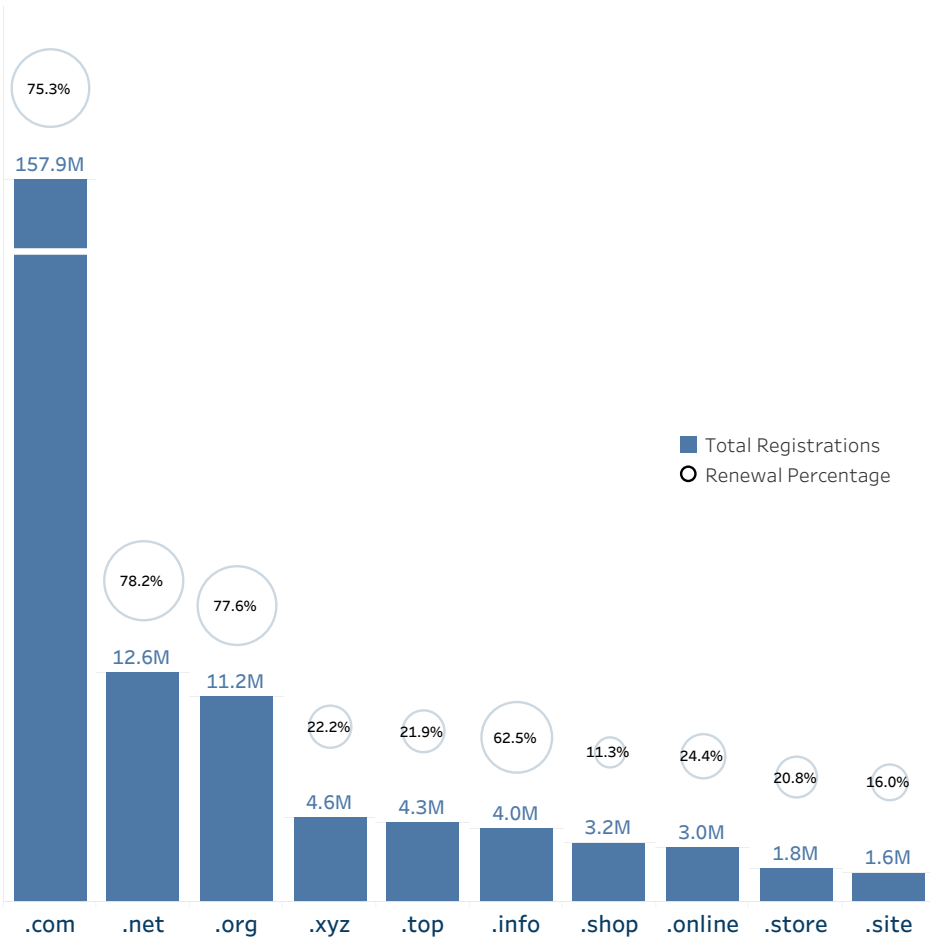


For each TLD, bar height indicates total registrations and circle diameter indicates quarterly renewal percentage estimate, when available. Source: ZookNIC, Q2 2025. For further information on The Domain Name Industry Brief methodology, please see <https://dnib.com/methodology>.



Top 10 Largest gTLDs by Number of Reported Domain Names

The top 10 gTLDs, as of June 30, 2025, were .com, .net, .org, .xyz, .top, .info, .shop, .online, .store and .site. As of June 30, 2025, there were 1,265 extensions delegated in the root zone, including IDNs, with the top 10 gTLDs comprising 89.5% of all gTLD domain name registrations and 54.9% of all TLD registrations. New gTLDs collectively accounted for 10.6% of all TLD registrations as of June 30, 2025. For the top 10 gTLDs, recent quarterly renewal percentage estimates ranged from 78.2% for .net to 11.3% for .shop.



For each TLD, bar height indicates total registrations and circle diameter indicates quarterly renewal percentage estimate. Source: ZookNIC, Q2 2025; Centralized Zone Data Service, Q2 2025. For further information on The Domain Name Industry Brief methodology, please see <https://dnib.com/methodology>.



About DNIB.com

DNIB.com, sponsored by Verisign, builds on Verisign's 20-year history of regularly providing global domain name statistics and analytical research to the DNS industry, analysts, media and businesses. DNIB.com continues and expands on this foundation, publishing the Domain Name Industry Brief Quarterly Report as a timely review of domain name trends, key performance indicators and growth opportunities, and providing new, comprehensive, monthly data dashboards and thoughtful articles analyzing key policy, security and technology trends impacting the DNS industry. The latest quarterly report, articles, interactive dashboards and previous reports are all available at [DNIB.com](https://dnib.com).

Learn More

To access archives for The Domain Name Industry Brief Quarterly Report, please go to <https://dnib.com/listing/report>. Email your comments or questions to contact@dnib.com.

Methodology

For information about the statistical methodology used in creating the Domain Name Industry Brief Quarterly Report and DNIB.com's dashboards, visit <https://dnib.com/methodology>.



© 2025 VeriSign, Inc. All rights reserved. VERISIGN, the VERISIGN logo, Domain Name Industry Brief, and other trademarks, service marks, and designs are registered or unregistered trademarks of VeriSign, Inc. and its subsidiaries in the United States and in foreign countries. All other trademarks are property of their respective owners.

Sponsored by

