

# THE DOMAIN NAME INDUSTRY BRIEF

**VOLUME 14 – ISSUE 4 – DECEMBER 2017**

## **THE VERISIGN DOMAIN REPORT**

AS A GLOBAL LEADER IN DOMAIN NAMES AND INTERNET SECURITY, VERISIGN REVIEWS THE STATE OF THE DOMAIN NAME INDUSTRY THROUGH A VARIETY OF STATISTICAL AND ANALYTICAL RESEARCH. VERISIGN PROVIDES THIS BRIEFING TO HIGHLIGHT IMPORTANT TRENDS IN DOMAIN NAME REGISTRATIONS, INCLUDING KEY PERFORMANCE INDICATORS AND GROWTH OPPORTUNITIES, TO INDUSTRY ANALYSTS, MEDIA AND BUSINESSES.



**VERISIGN®**



## EXECUTIVE SUMMARY

The third quarter of 2017 closed with approximately 330.7 million domain name registrations across all top-level domains (TLDs), a decrease of approximately 1.2 million domain name registrations, or 0.4 percent from the second quarter of 2017.<sup>1,2</sup> Domain name registrations have grown by 3.7 million, or 1.1 percent, year over year.<sup>1,2</sup>

Total country-code TLD (ccTLD) domain name registrations were approximately 144.7 million, a 0.3 percent increase over the second quarter of 2017, and a 3.2 percent increase year over year.<sup>1,2</sup>

The .com and .net TLDs had a combined total of approximately 145.8 million domain name registrations in the domain name base<sup>3</sup> in the third quarter of 2017. This represents a 1.2 percent increase year over year. As of Sept. 30, 2017, the .com domain name base totaled 130.8 million domain name registrations, while the .net domain name base totaled 15.0 million domain name registrations.

New .com and .net domain name registrations totaled 8.9 million during the third quarter of 2017. In the third quarter of 2016, new .com and .net domain name registrations totaled 8.3 million.

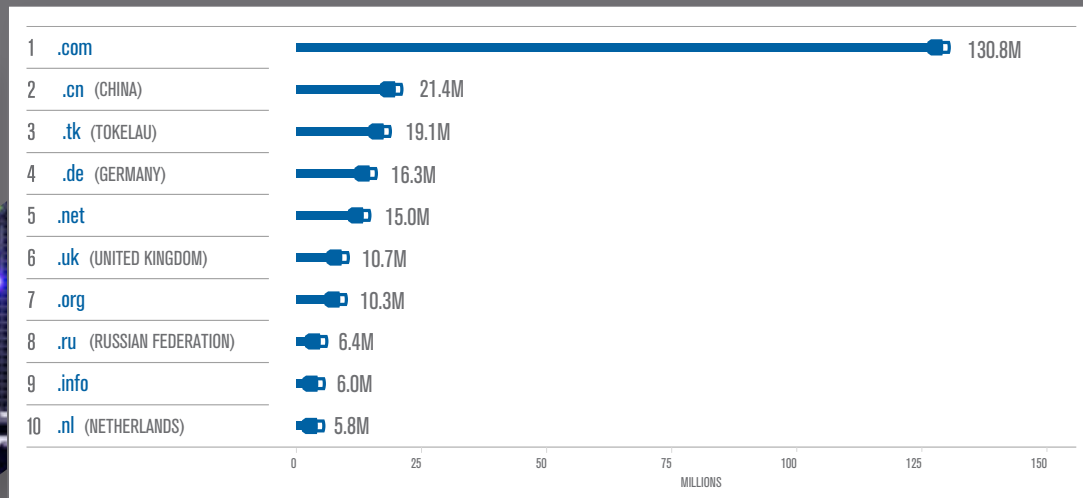
The average sale price for the top 10 .com domain names reported by DN Journal as sold in the aftermarket in Q3 2017.<sup>4</sup>

**\$169K**  
USD



## TOP 10 LARGEST TLDs BY NUMBER OF REPORTED DOMAIN NAMES

Source: Zooknic, Q3 2017; Verisign, Q3 2017; Centralized Zone Data Service, Q3 2017



As of Sept. 30, 2017, the largest TLDs were .com, .cn, .tk, .de, .net, .uk, .org, .ru, .info and .nl.<sup>1</sup>

<sup>1</sup> tk is a free ccTLD that provides free domain names to individuals and businesses. Revenue is generated by monetizing expired domain names. Domain names no longer in use by the registrant or expired are taken back by the registry and the residual traffic is sold to advertising networks. As such, there are no deleted .tk domain names. <http://www.businesswire.com/news/home/20131216006048/en/Freedom-Closes-3M-Series-Funding#UxeUGNJDV9s>. The .tk zone reflected here is based on data from Q3 2016, which is the most recent data available.

<sup>2</sup> The generic top-level (gTLD) and ccTLD data cited in this brief: (i) includes ccTLD Internationalized Domain Names, (ii) is an estimate as of the time this brief was developed and (iii) is subject to change as more complete data is received.

<sup>3</sup> The domain name base is the active zone plus the number of domain names that are registered but not configured for use in the respective Top-Level Domain zone file plus the number of domain names that are in a client or server hold status.

<sup>4</sup> Source: DN Journal (accessed Nov. 9, 2017) <http://www.dnjournal.com/ytd-sales-charts.htm>.

## LARGEST ccTLDs BY NUMBER OF REPORTED DOMAIN NAMES

Source: Zooknic, Q3 2017

For further information on the Domain Name Industry Brief methodology, please refer to the last page of this brief.

Total ccTLD domain name registrations were approximately 144.7 million in the third quarter of 2017, with an increase of 0.4 million domain name registrations, or a 0.3 percent increase compared to the second quarter of 2017.<sup>1,2</sup> ccTLDs increased by approximately 4.5 million domain name registrations, or 3.2 percent, year over year.<sup>1,2</sup> Without including .tk, ccTLD domain name registrations increased approximately 0.4 million in the third quarter of 2017, a 0.4 percent increase compared to the second quarter of 2017 and ccTLDs increased by approximately 3.7 million domain name registrations, or 3.1 percent, year over year.



The top 10 ccTLDs, as of Sept. 30, 2017, were .cn (China), .tk (Tokelau), .de (Germany), .uk (United Kingdom), .ru (Russian Federation), .nl (Netherlands), .br (Brazil), .eu (European Union), .au (Australia) and .fr (France).<sup>1,2</sup> As of Sept. 30, 2017, there were 302 global ccTLD extensions delegated in the root, including Internationalized Domain Names (IDNs), with the top 10 ccTLDs composing 64.6 percent of all ccTLD domain name registrations.<sup>1,2</sup>

## TOP 10 TRENDING KEYWORDS IN .COM AND .NET IN Q3 2017

This chart represents the top 10 trending keywords registered in English in .com and .net domain name registrations for the third quarter of 2017.

Verisign publishes a monthly blog post highlighting domain name registration keyword trends that reflects trends from the previous month. Using the same methodology, this list reflects the keywords with the highest percentage of registration growth relative to the preceding quarter.

This method is intended to highlight the new and changing keywords seen in .com and .net domain name registrations. By evaluating the keywords with the largest percentage shift, the top 10 that have seen a significant shift in end-user interest quarter over quarter can be identified.

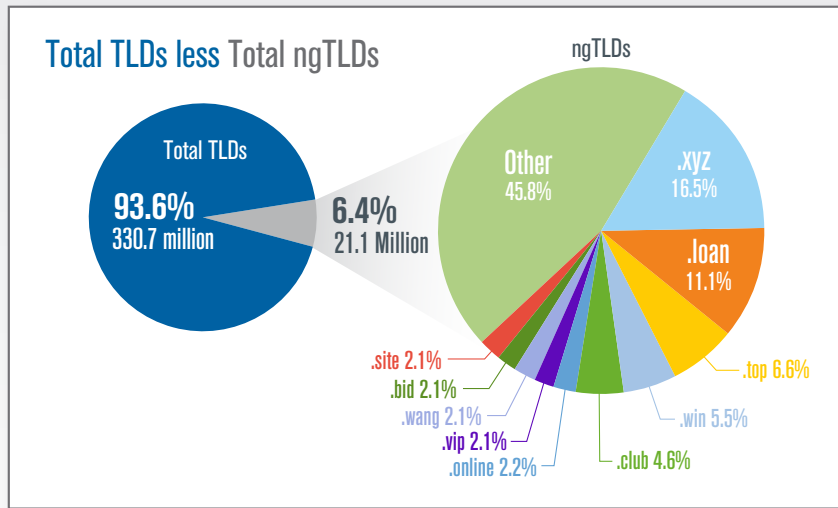
Rank	.com	.net
1	coin	coin
2	crypto	crypto
3	bit	block
4	chain	token
5	block	harvey
6	token	hurricane
7	hurricane	testing
8	harvey	relief
9	equity	mining
10	refinance	graphics



## NEW gTLDs AS PERCENTAGE OF TOTAL TLDs

Source: Centralized Zone Data Service, Q3 2017 and Zooknic, Q3 2017

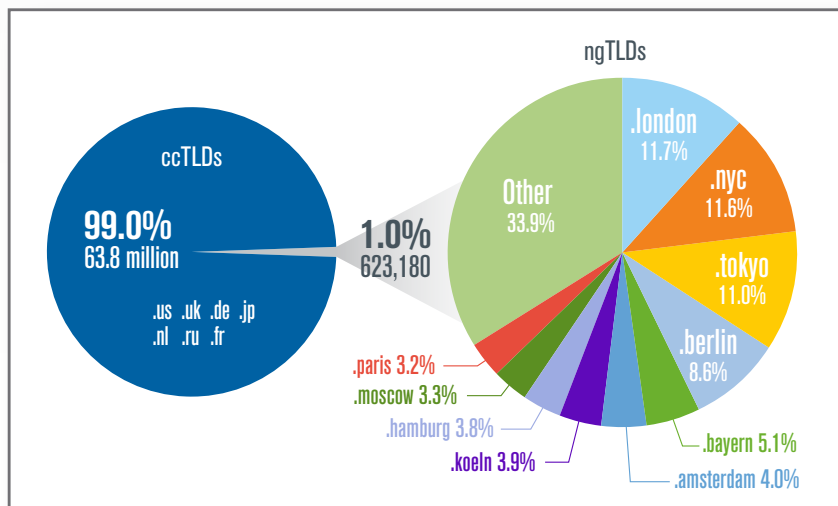
As of Sept. 30, 2017, new gTLDs (ngTLD) totaled 21.1 million domain name registrations, which represents 6.4 percent of total domain name registrations. The top 10 ngTLDs represented 54.2 percent of all ngTLD domain name registrations. The following charts show ngTLD domain name registrations as a percentage of overall TLD domain name registrations, and also the top 10 ngTLDs as a percentage of all ngTLD domain name registrations for the third quarter of 2017.



## GEOGRAPHICAL NEW gTLDs AS PERCENTAGE OF TOTAL CORRESPONDING GEOGRAPHICAL gTLDs

Source: Centralized Zone Data Service, Q3 2017 and Zooknic, Q3 2017

As of Sept. 30, 2017, there were 38 ngTLDs delegated that meet the following criteria: 1) has a geographical focus and 2) has more than 1,000 domain name registrations since entering general availability (GA). The chart on the left summarizes the domain name registrations as of Sept. 30, 2017 for the listed geographical ngTLDs and the corresponding ccTLDs within the same geographic region. In addition, the following chart highlights the top 10 geographical ngTLDs as a percentage of the total geographical ngTLDs.



## DOMAIN NAME INDUSTRY BRIEF ENHANCEMENTS

For more than 10 years, the Domain Name Industry Brief has presented statistical and analytical research on the state of the domain name industry. The Domain Name Industry Brief is currently undergoing enhancements, including moving to a digital format. Some elements of the Domain Name Industry Brief are currently under evaluation, such as the DNS Query Load data. Readers will continue to see updates to the Domain Name Industry Brief in future issues.

## ABOUT VERISIGN

Verisign, a global leader in domain names and internet security, enables internet navigation for many of the world's most recognized domain names and provides protection for websites and enterprises around the world. Verisign ensures the security, stability and resiliency of key internet infrastructure and services, including the .com and .net domains and two of the internet's root servers, as well as performs the root-zone maintainer function for the core of the internet's Domain Name System (DNS). Verisign's Security Services include Distributed Denial of Service Protection and Managed DNS. To learn more about what it means to be Powered by Verisign, please visit [Verisign.com](http://Verisign.com).

## LEARN MORE

To access the archives for the Domain Name Industry Brief, please go to [Verisign.com/DNIBArchives](http://Verisign.com/DNIBArchives). Email your comments or questions to [domainbrief@verisign.com](mailto:domainbrief@verisign.com).

## METHODOLOGY

The data presented in this brief for ccTLDs, including quarter-over-quarter and year-over-year metrics, reflects the information available to Verisign at the time of this brief and may incorporate changes and adjustments to previously reported periods based on additional information received since the date of such prior reports, so as to more accurately reflect the growth rate of domain name registrations of the ccTLDs. In addition, the data available for this brief may not include data for all of the 302 ccTLD extensions that are delegated to the root, and includes only the data available at the time of the preparation of this brief. For gTLD and ccTLD data cited with Zooknic as a source, the Zooknic analysis uses a comparison of domain name root zone file changes supplemented with Whois data on a statistical sample of domain names, which lists the registrar responsible for a particular domain name, and the location of the registrant. The data has a margin of error based on the sample size and market size. The ccTLD data is based on analysis of root zone files. For more information, see [ZookNIC.com](http://ZookNIC.com).